

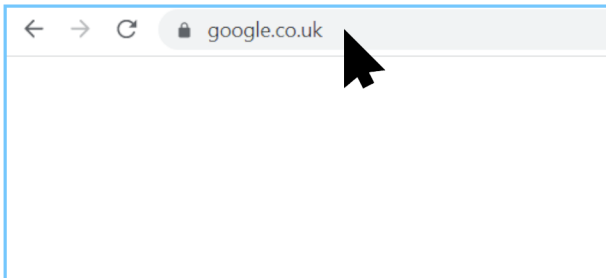
How to leave a Google review

Technical Guide

To leave a Google review for Clayton Glass [CLICK HERE](#), or follow these steps:

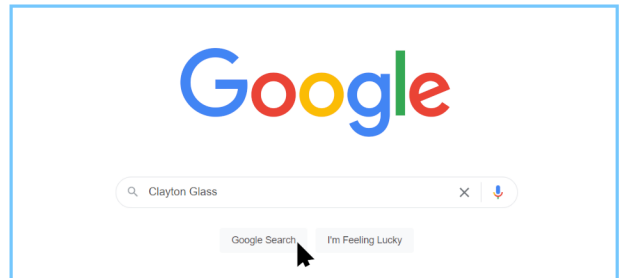
1. Go to Google search

Can be accessed by typing "google.co.uk" into your search box.



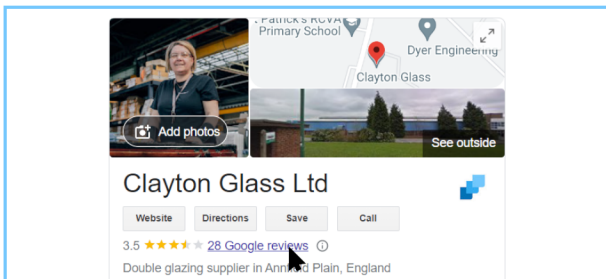
2. Type "Clayton Glass" in the search box

And press enter or click "Google Search" to confirm.



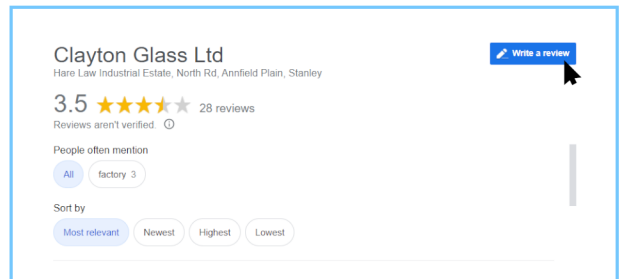
3. Click the blue text that says "# Google reviews"

It is located to the right of the screen, under the name of the company.

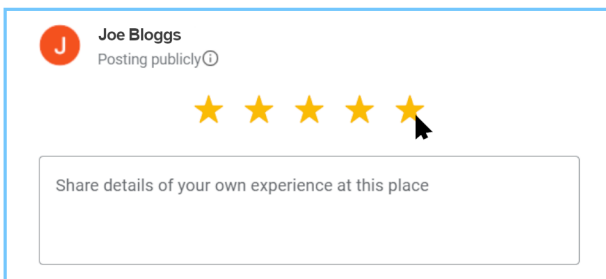


4. A white pop up box will open, click "Write a review"

Google may ask you to log in to your account at this point if you aren't already.

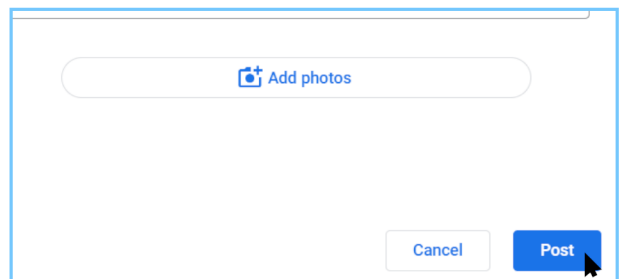


5. Click one of the stars that appear on the screen to leave a star rating, then leave your review underneath



6. Scroll down and click "Post"

And you're done, thank you for your Google review!



Alternatively, [CLICK HERE](#) to leave a Google review for Clayton Glass.